




How To Protest Intelligently

A Guide to Revolution in Egypt



Author: Long Live Egypt
Distributed amongst Egyptian protesters
during the Arab Spring movement,
January 2011
Translation: IndyBay
No Name Distro – nonames.noblogs.org

How to Protest Intelligently

Important information
and tactics

Please distribute through email
printing, and photocopies ONLY!

Twitter and facebook are being monitored. Be careful not
to let this fall into the hands of the police or state security.

مرحبا

How to Publish and Disseminate This Information

- 1. We ask you not to use Twitter or Facebook or other websites because they are all monitored by the Ministry of the Interior.**
- 2. Distribute by email or printing or photocopying especially if you own an office or store.**
- 3. Do not betray your fellow citizens and ensure that this not fall into the hands of anyone who works for the police.**

Now that you know, please pass it on!

Long live Egypt!

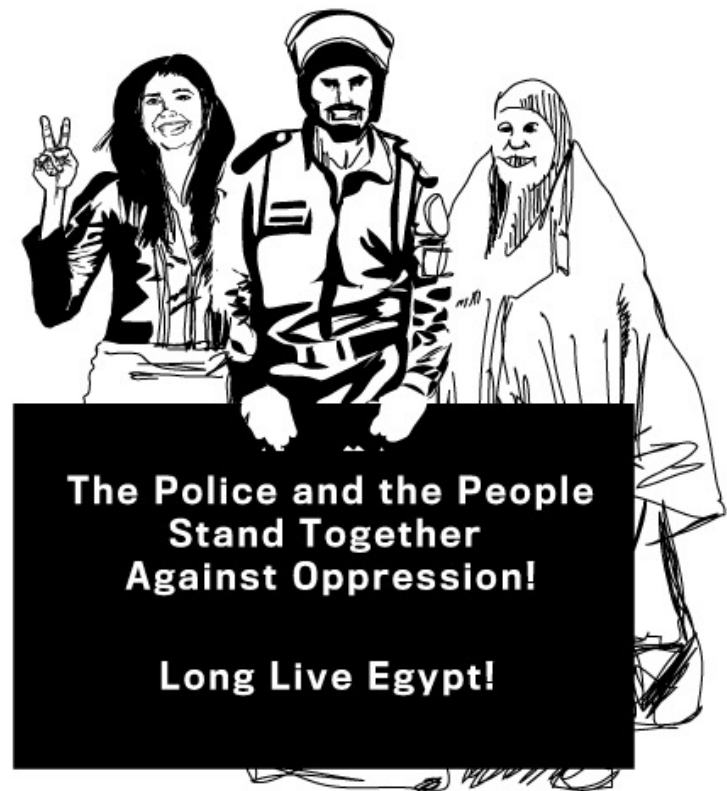
The Demands of the Egyptian People

- 1. The downfall of the regime of Hosni Mubarak and his ministers.**
- 2. The cessation of the Emergency Law**
- 3. Freedom**
- 4. Justice**
- 5. The formation of a new, non-military government with the interests of the Egyptian people at heart.**
- 6. The constructive administration of all of Egypt's resources.**

The Strategic Goals of Civil Disobedience


1. To take over important government buildings.
2. To attempt to win over members of the police and army to the side of the people.
3. To protect our brothers and sisters in revolution

Some examples of signs



How to Use the Accessories

2. Other uses for Spray paint:
on the windshields of armored trucks and
on mounted surveillance cameras



3. You can also stick a wet towel
in the vehicle's exhaust to stop it

4. You can also throw plastic bags filled with
liquid soap under the wheels of the armored trucks
to disrupt their balance as they're moving.

Steps for Carrying Out the Plan

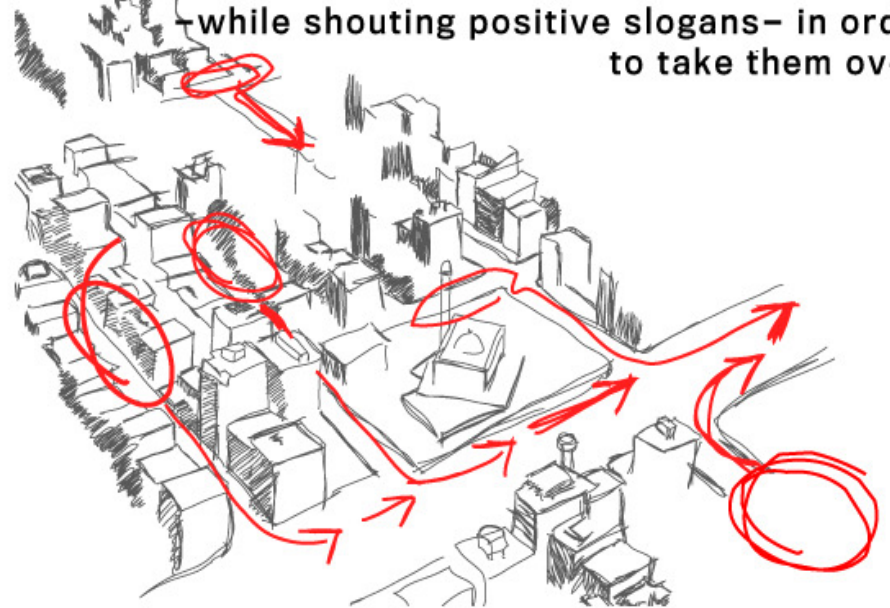
1. Assemble with your friends and neighbors
in residential streets far away from where
the security forces are.

2. Shout slogans in the name of Egypt and the
people's freedom (positive slogans).

3. Encourage other residents to join in
(again with positive language)

4. Go out into the major streets in very large
groups in order to form the biggest possible assembly

5. Head toward important government buildings
-while shouting positive slogans- in order
to take them over.



Necessary Clothing and Accessories

Sweatshirt or leather jacket with a hood.
This helps shield your face from tear gas.

The lid of a pot: you can use it as shield when the State Security beats you or shoots rubber bullets.



Thick rubber gloves in order to protect your hands from the heat of tear gas containers




Protective glasses
(Can be bought at any metalworking or paint shop)



Scarf to protect your mouth and lungs from tear gas



A rose so we can show that we can do as we ought to and join together in the most peaceful way possible




Spray Paint so that if the authorities attack us, we can spray paint the visors of their helmets and the windshields of the armored trucks, blocking their vision and hindering their movement



Shoes that make it easy to run and move quickly.

How to Use the Accessories

Shield and Spray



HOLD YOUR GROUND, EGYPTIAN!
Block the truncheon with your shield as you're spraying them in the face.