

DESIRE **ARMED!**



A Basic Guide to
Armed Resistance and
Revolution

by N., D., and S.

Disclaimer

The authors of this pamphlet are not gunsmiths or gun professionals. The information contained in this pamphlet is a mixture of opinion and experiences. It does not claim to be comprehensive, and is not everything you need to know about weapons and armed struggle. It is highly recommended that you talk to people with experience in handling weapons and that you seek out multiple sources concerning firearms before making any decisions or handling guns.

Because of the legal ramifications surrounding firearms and their use we highly recommend that you research local laws and regulations concerning firearm possession and use. We don't need any more revolutionaries locked up for easily preventable mistakes. This guide hopes to act as a starting point for anybody who has ever considered armed revolution. The subject matter contained in here is deadly serious.

Millions have died and been imprisoned for anarchist and anti-capitalist struggle.

We are obligated to take Revolution seriously.

Towards the People's Revolution,
N., S. & D.

Panther Party and the American Indian Movement.
South End Press, 2002.

4. See Draffen, George and Jensen, Derrick. *Welcome to the Machine: Science, Surveillance, and the Culture of Control.* Chelsea Green Publishing Company, 2004.
and Parenti, Christian. *The Soft Cage: Surveillance in America from Slavery to the War on Terror.* Basic Books, 2003
5. See Churchill, Ward. *Pacifism as Pathology: Reflections on the Role of Armed Struggle in North America.* Arbeiter Ring Publishing, 1998.



how little of a threat it currently is. The US government's ever-expanding capacity for repression indicates how much worse things can get. Now is the time to prepare. There is less surveillance today than there will be tomorrow. The US has relatively liberal gun laws and makes mostly non-militarized responses to dissent. These policies must be taken advantage of because there might not be space to do so in the future.

We have everything to gain and everything to lose.

Notes

1. This listing does not intend to prioritize areas of struggle or declare certain struggles of a lesser importance. I used the criteria of disrupting the accumulation/reproduction of capital and challenging the territorial integrity of the United States in listing these trends.
2. See Churchill, Ward. *The Struggle for the Land: Native North American Resistance to Genocide, Ecocide, and Colonization*, City Lights Books, 2003; Dominick, Brian A. *Animal Liberation and Social Revolution*. Critical Mess Media, 1997, dist. Firestarter Press; Federici, Silvia. *Caliban the Witch*, Autonomedia, 2002; 'Green Anarchism and Oil Depletion' *The Fifth Estate*, Summer 2004; Ignatiev, Noel. *Introduction to the United States: An Autonomist Political History*, Final Conflict Publishing, 1992; Sakai, J. *Settlers: The Mythology of the White Proletariat*. Morning Star Press, 1989.
3. See Churchill, Ward and Vander Wall, Jim. *Agents of Repression: The FBI's Secret Wars Against the Black*

Demystifying the Gun

Nothing has been a source of more debate within anarchist circles as the topic of "violence." At the heart of this debate has always been the topic of armed struggle. Nothing is more key to armed struggle than the firearm.

Firearms are an inherent part of a culture of death. Firearms have been used to kill, maim, subdue, and enslave. Since the invention of gunpowder, the firearm has been a useful tool for the Dominant Classes because of the fear instilled with these tools. We do not wish to embrace the methods of the Dominant Classes. However, it is futile to believe that any resistance or revolutionary movement can succeed against an armed Ruling Class without at least having a knowledge of the weapons that the Ruling Class will use against them.

This is not a call for every revolutionary to immediately rush out and obtain a firearm or to start indiscriminately targeting cops, soldiers, or members of the ruling class. Instead, we urge every revolutionary to at the very least become knowledgeable of the culture, use, and function of firearms. This means knowing how firearms work, how to disable them and those that use them, and how to evade them. That being said, we believe that it is important and a plus for revolutionaries to be proficient with firearms.

How many anarchist posters and newspapers contain graphics that depict anarchists armed with rifles, explosives, or incendiary devices? But how many anarchists have actually even held any of these weapons, let alone

used them? We believe that the time for fetishization of armed violence without and knowledgeable base is over. We must be able to back up our empty slogans and graphics with actual education and training in the workings of guns and armed revolution.

Tools of Revolution

As an old FARC member once put it: "Guns are like forks. You may not believe in forks, but that doesn't mean they don't exist and aren't a useful tool for the revolutionary. Guns like forks have a use and a purpose within the revolution." Quite simply put, guns are tools.

Guns alone are not power. Guns alone do not take the place of strategy. Guns are not the revolution. Guns are made of wood, metal, and plastic and are bound to the limitations of these materials.

The power of our movement comes from community organizing and empowerment. Without a social program and a social movement, all the guns in the world cannot lead to revolution. Our goal should not be to create an "armed revolutionary movement" but to arm the already existing "social revolutionary movement" with whatever means we can. Armed self defense must be but one part of a much larger social campaign of liberation.

One of the greatest defeats for the revolutionary movements of the 1970's was their abandonment of the social program and their willingness to go underground as an armed revolutionary wing. This did nothing but alienate

communicate, *in terms of ungovernability*, that such state activities are unacceptable.

Current government policies, such as the militarization of the police, expansion of the prison industrial complex, the legal codification of secret detentions and the continued legal and technological expansion of surveillance capabilities⁴ are vastly expanding the state's repressive power.

In this context, radical movements' adherence to pacifism stands as a political praxis for suicide (in political as well as human terms). This is clearly not the goal of these movements.

Ward Churchill's enumerates the concept of the 'politics of the comfort zone' in *Pacifism as Pathology*:

The question central to the emergence and maintenance of nonviolence as the oppositional foundation of American activism has not been the truly pacifist formation, "How can we forge a revolutionary politics within which we can avoid inflicting physical pain on others?"

On the contrary, a more accurate guiding question has been, "What sort of politics might I engage in which will both allow me to posture as progressive *and* allow me to avoid incurring harm to *myself*?" (p. 49, emphases in original).⁵

In the remainder of the text, Churchill dissects the elements of privilege, collusion, and delusion that mark the pseudo-practice of pacifism by the "mainstream" opposition in North America. This book is highly recommended as a detailed political analysis of pacifism.

The relatively low level of repression visited upon the United States anarchist movement stands a testament to

social movement, as that would be destroying its own structural underpinning.

It's probably safe to say that the odds that US ruling class would make a serious effort to eliminate a structural oppression that preserves its power stand at roughly zero. It would follow that the odds of the US ruling class accommodating the demands of the anarchist movement—dismantling the US state and its violent apparatus of control, reparations to the entire world, immediate cessation of its assault on nature and animals, human and non-human—are so low as to be absurd.

At their most basic level, these movements are seeking an absence of a harm perpetrated by the state. To end US imperialism is to stop the state from harming most of the world through military force and economic control, to end the prison industrial complex is to end the harm caused by massive incarcerations, and so on. Since these structures and policies maintain the state, the state must be *forced against its will and sense of preservation* to abandon these structures and policies. The state will resist this and resort to its legal monopoly on violence if necessary.

The United States has a long history of unleashing repression on those who challenge any aspect of the established structure. Surveillance, harassment, bogus arrests, and assassinations have a long track record of successfully destroying (potentially) revolutionary movements.³ The people who perform them are intelligent, well trained, and well funded. They are only restrained by the degree to which the people of the United States

the "People", the group that the Vanguardists wished to rally to the revolution.

The fact that the Black Panthers were armed was not reason enough for them to be considered a threat. The real threat came from their development of a social movement based around free food programs, prisoner organizing, and community empowerment.

If we are to be successful, we must view training with weapons the same way we would view training union organizers or doing door to door campaigns with the same degree of revolutionary zeal. If anything, it is the authors' belief that if you feel that the choice is between social organizing and armed training, that armed training should be what is abandoned. The social program must never be abandoned. The social program is what we're fighting for and learning to use firearms for in the first place.

The Revolutionary Politics of Self Defense by Jacksonville ABCF TDC

Right wing militia and other racist organizations are growing more and more proficient in the knowledge and use of tactical combat techniques, while the modern revolutionary movements remain defenseless. The hypothetical question needs to be raised that if a conflict broke out next week, would we be ready to defend ourselves? One thing is certain, those right wing racist organizations who are presently offering tactical training classes legally throughout America would be a great many steps ahead of us all.

The reality of the situation is that tactical combat and self defense training is not something that can be mastered in a week or even a year. Our training needs to be consistent to the point where the drills become as neuromuscular reactions (or hence, that we are able to use technique without even thinking about it). This is when proficiency begins and it can take a great period of time to even reach this point. The point is that these right wing militia and other racist organizations have been in serious training for a long period of time while many of us still see the concept as being premature.

Another point is that there is a definite and obvious relationship that exists between firearms and revolution. As George Jackson put it, "Our history teaches us that the successful liberation struggle requires as armed people, a whole people, actively participating in the struggle for their liberty!" The fact that there has never been a successful revolution without at least some show of force makes, for the serious revolutionary, firearms training a definite and living reality.

Firearms training in present day revolutionary movements has often been perceived as being premature or as an invitation for police repression. Examples are often sighted of MOVE and the Black Panther Party. The focus of these organizations was to make a political statement by a show of arms. Patrolling neighborhoods and acting as a revolutionary police force differs greatly from carrying concealed weapons for personal protection. Not to criticize these organizations for their actions, for under the right political climate they could serve a valuable purpose; however this is not what is meant by our advocacy of self defense.

clearly violent contexts which are clearly linked to political issues (e.g. self-defense against rapists and assailants), these topics have considerably less bearing on long term anti-statist, anti-capitalist strategy than explicitly revolutionary violence.

The thesis of this essay is that an anti-statist, anti-capitalist revolution in the United States will not occur without the use of violence.

While this essay is directed at anarchists, the qualification of a revolution as 'anti-statist' and 'anti-capitalist' was chosen deliberately over the qualification 'anarchist'. The previous two terms include have an anarchist orientation but do not exclude other radical movements that do not label themselves as such. A non-exhaustive list includes radical feminism, radical environmentalism, anti-racism, animal liberation, and decolonialist movements: occupied Puerto Rico, occupied Native North America, occupied Mexico, and Black liberation.¹

These movements have a diverse list of goals: the cessation of US imperialism, the end of patriarchy, the decolonization of all lands illegally occupied by the United States, the creation of an anarcho-syndicalist society, ecological sustainability, an end to animal exploitation, prison abolition, and the dismantling of white supremacy.² Analysis extrapolates a common denominator from these goals: the dis-establishment of the United States as a political entity. These disastrous structures and policies which radical movements wish to eliminate are integral to the capitalist/colonialist project that is United States. The US ruling class could not eliminate one of these to pacify a

Violence and Revolution in the United States

Note: This essay is written from a theoretical position, not a personal one. As a white male from a middle class background, I lack personal experience with many of the structural oppressions in the United States. I am not required to apply violence to ensure my daily survival. Additionally, my 'revolutionary credentials' are quite minimal. Beyond assembling ineffectively before police at a major demonstration, I do not have experience confronting the state in its armed formation; beyond an insignificant stint in jail, I do not have experience with incarceration; beyond a single FBI investigation, I do not have experience with state repression. I mention these neither to degrade nor applaud my political experience. Rather, in my desire to engage in honest dialogue on this issue, I feel I must begin with my own point of reference.

The purpose of the essay is to encourage radical / revolutionary movements in the United States to seriously consider the issue of revolutionary violence in their analysis and strategy. Revolutionary violence can be "offensive," such as targeting members of the state/corporate apparatus to achieve a political objective or "defensive," such as using armed force to defend a revolutionary movement. Property destruction, from smashing a window to firebombing a building, does not constitute violence.

This essay does not intend to seriously address the issues of the proper political context for the use of violence or the proper strategic application of such violence. This essay will not discuss morally justifiable applications of violence that are not explicitly political. While there are

Private ownership of firearms in America for anything but hunting or sport (even throughout many revolutionary circles) has been stigmatized and made to appear illegitimate and illegal. The reality is that in every state it is legal to own and use a firearm lethally in defense of a life. For obvious reasons this has been portrayed as something that is socially unacceptable and illegal. For that and many other reasons people have become almost completely dependent on government agencies for protection. This is no accident, for as crime and violence are being exploited throughout the media, we have let the government step in. They have been more than happy to provide us with their solutions because a dependent, defenseless people is an enslaved people.

Crime is the number one fear in America today. It's growth and hype is being consistently trumped up by the news media in an effective effort to gratify the fears of the general population. This fear has pervaded the lifestyles of all social classes and like clockwork has resulted in the call for more police on the streets. The anarchist and other revolutionary arguments towards the abolition of police and prison has only served to confirm the possibility of the majority of Americans worst nightmares because the police and prison systems have been presented as their only alternative to crime.

Personal protection and tactical self defense training as viable alternatives to crime should be taught within the community on all levels. Firearms training is only one aspect of the whole. People need to understand the concepts of armed and unarmed defense, rape prevention, securing a home, as well as dealing with the legal system.

People need to know when to use the appropriate level of force, the characteristics of a stress situation, dealing with the aftermath and so on.

A moral and social standard should be set in which the hows and whens of self defense are understood throughout the community. The act itself, of teaching self defense within the community should be looked at as a revolutionary means of empowerment. Through self defense, people will be given their own means of self determination as well as a way to stand up and fight back. This in turn weakens our dependence on government agencies for protection and brings us one step closer to the realization of our dreams.



Other Equipment

Equipment is a very individual thing. This is what the authors find useful for training:

- * One military surplus equipment belt
- * One pair of military surplus combat suspenders
- * One small first aid kit
- * One canteen and canteen carrying pouch
- * Magazine pouches
- * Extra magazines
- * Flashlight
- * Compass
- * All weather matches
- * One small container of gun lubricant
- * Clothing that is useful for the environment you a training in

4. Practice using terrain for cover. Learn what kind of cover will block a bullet, and what will just slow it down.

5. Train in a variety of terrains and weather conditions. This includes training in rain, snow, sleet, hot noon-time sun, etc. This also includes training in urban and rural environments. Moving in the woods is different from moving in the city. Moving around inside of a building is much different than moving around outside in an open field.

6. It is a good idea to practice moving safely in armed groups. This means learning how to walk in confined spaces while being mindful of where your gun is pointed. "Flagging" or moving the business end of your gun in front of another person is obviously very dangerous and should be avoided by always keeping one's gun pointed straight down., until ready to fire.

7. Carry and wear clothing and equipment that you might wear in a combat situation. Keep a small personal first aid kit, for your use only. Get used to the weight of extra ammo.

8. Learn how to deal with casualties. Know first aid, and CPR. Learn how to move disabled comrades out of dangerous and difficult situations.

Different groups will have different approaches. Military manuals are great guides. Gun shows are a great resource for manuals on tactics and use of weapons.

Vanguardism and the "Armed Wing"

As anarchists, quite simply put, we do not believe in the Vanguard. The revolution must come from the People and not from the armed wings or elite groups of a governing party or cadre. We do not intend to create an armed vanguard. We intend to educate and inform individuals that seek to empower themselves and give that knowledge to others. Historically, armed revolutions have been subdued by parties and vanguards that have deprived arms and the knowledge to use them from the People. We want all members of a community to be able to use guns to defend themselves and their communities, not just an elite few.

We believe that the people must know why they are fighting and why they are putting their lives on the line. This must be an individual choice. A revolution can not have draftees or forced combatants. Just as we don't believe that those that adhere to non-violence have a right to inhibit those of us that don't, we don't have any right to force someone to use a weapon or to fight against their will. This pamphlet is intended not to convince others to use weapons, but to act as a guide for those that are interested in such tactics.

Makhno's Black Cross

As posted on Jacksonville ABCF's TDC
website

On July 19th 1968, thirty-two years after the beginning of the Spanish revolution, the first issue of the Bulletin of the Anarchist Black Cross was published. We reprint here the first page examining the formation of the Black Cross in the Ukraine in 1918.

It is fifty years since Nestor Makhno organised units of the Black Cross, originally intended as field-working units similar to those of the Red Cross (as used elsewhere in Russia, described in this issue). The Black Cross units in various cities of the Ukraine were for purposes of workers' self defence as well as for purely "ambulance" type activity. The use of Cossacks, the prevalence of White Guards, pogromists, as well as the growing Red Army, made it necessary for city-dwellers to be able to protect themselves in the streets.

They wore no particular uniform except that, to enable themselves to be recognised at times of violence in the streets, they wore denim overalls with a recognisable armband. Their job was to organise resistance to sudden pogroms, whether the conventional type Czarist pogrom, or action by the police, or the sudden onslaught of Red or White Guards.

Those who think of movements for self-defence purely in terms that we think of them in the West today (largely legalistic, like the Council for Civil Liberties, excellent though such a body is for its specific function) will find it surprising that a body organised solely for defence of prisoners, and for the protection of workers in their homes and factories, should have become one of the major adjuncts to the fighting forces of Makhno's peasant army. It was, indeed, the first urban army to be formed in the



Working Together

Here are some of the methods the authors have employed when training in armed groups:

1. Be creative, and take training seriously. Before each session determine an objective and as a group brainstorm how you will achieve that objective. After each session critique your performance. What went right, what went wrong, what will we do next time?

2. We are anti-authoritarians. Every person should have the opportunity to lead group drills and movements. This is the easiest way to empower everyone within the group.

3. Use real but unloaded weapons as much as possible. It is important to get used to the weight and awkwardness of moving with a firearm.

The magazine body joins all of the magazine's components together. Its lateral walls have lips to prevent the cartridges from falling out and lugs that limit the upward motion of the follower. On the front wall is the catch and on the rear wall stop lug, which together hold the magazine in the receiver. On the bottom of the rear wall of the magazine's body is an inspection hold for determining if the magazine is fully loaded. The walls of the magazine are ribbed for strength. The bottom of the magazine is closed with a floor plate. The floor plate has a hole for the lug of the stop leaf. Inside the magazine body are a follower and spring with stop leaf. The follower is fastened to the upper end of the spring by an internal flange on the right wall of the follower. The follower has a lug that ensures the staggered positioning of the cartridges in the magazine. The stop leaf is permanently attached to the bottom end of the follower spring and holds the magazine floor plate from displacement with its lug. Some rifles have plastic magazines that are the same in construction as the metal magazines.

Disassembly Depress the small metal notch at the end of the magazine on the floor plate. Slide the floor plate backwards towards the rear or primer area of the magazine. Be careful the spring will shoot out with some force and could cause injury if not done slowly. Remove the spring and follower and the magazine is now disassembled. To reassemble just reverse the order of operation.

Ukraine; by 1920, when the Whites were an organised body aided by foreign intervention, the city Makhnovistas, the Black Cross, was the only force in the towns that could organise military self-defence along with the peasants. They faced three enemies, Petliura in the West, the Bolsheviks in the North and the monarchists in the East and South. But they were able to defend the cities, though they were never a mobile force like the peasant army.

Most certainly, in a revolutionary situation such as existed in Germany when the Nazis were rising to power, it is highly necessary to have a movement that is able to resist. The mere provocation of the State by protest, when one can only be crushed by the full powers at the disposal of the State, is not enough. It is necessary, when fighting dictatorship, to be able to oppose a monolithic force to it so that it can fight back when attacked.

The Ukrainian "Black Cross" arose out of purely defensive needs, in order to protect workers occupying their places of work, to defend demonstrations in the streets, and so on. Its form of organisation might have been that of the Red Cross (even that of the Salvation Army, as one observer sneered) but it was able to adapt that form of organisation into a fighting force.

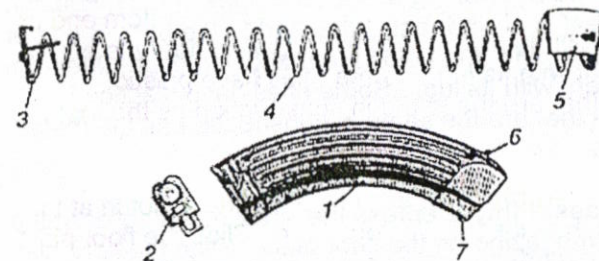
Privilege and Armed Struggle

All around the world, movements against capitalism and the state continue to organize and to attack capital in many different ways. One thing is shinningly clear when examining the differences between movements in the United States and their contemporary movements in other countries: Second and Third World uprisings are almost always armed, or include the use of arms. Revolutionaries in the United States have yet to arm their movements, and instead the energy is spent debating whether "violence" is even a legitimate tactic.

Our first world (and in most cases, white skin) privilege have allowed us the luxury of even having these debates. We feel that these debates are healthy, and indeed necessary, but that the facts remain clear: our privilege allows us to question violence.

Some would argue that because our very lives aren't seemingly at risk right now, that that is the reason we should not be arming ourselves: it's unnecessary. This obviously overlooks the facts that women, people of color, queers, and other oppressed people face life and death situations daily because of their social status (yes, even here in the United States!). This line of thinking also negates all the credibility of any of the rhetoric that movements like ours holds so dear. We all understand that Capitalism is a deadly force, and that the heart of global

Magazine Dissassembly



- 1 - Body
- 2 - Floor plate
- 3 - Stop leaf
- 4 - Spring
- 5 - Follower
- 6 - Stop Lug
- 7 - Catch

Wipe the cleaning rod clean. Using a clean dry patch, thoroughly swab the bore until the patch comes out clean. Examine the bore visually to make sure that no fouling remains.

Using powder solvent on a clean patch, remove powder residue from all components of the rifle, including the gas piston and inside of the gas tube. A toothbrush works well for scrubbing off powder residue and dirt. Metal dentist picks are good for cleaning the fine and hard to reach parts of a firearm.

When the rifle is clean, lightly oil all metal parts. Only a very small amount of lubricating oil is needed to provide adequate lubrication of moving parts and to prevent rust. Accumulations of lubricating oil tend to attract particles of dust and dirt which can interfere with the safe and reliable function of the rifle.

The exterior of the rifle should be wiped with an oily cloth before it is put away to protect the finish from rusting.

Do not allow your ammunition to come into contact with gun oil, especially the primer area at the base of the cartridge. All lubricants and aerosol lubricants in particular, can penetrate primers and cause misfires. Some lubricants may also penetrate cartridge cases and cause deterioration of the propellant powder, and on firing the propellant powder charge may be sufficient to push the bullet out of the cartridge case and into the bore. Firing a subsequent bullet into the obstructed bore can cause damage to the rifle and injury to the shooter.

Use lubrication oil sparingly!

capitalism is here in the United States. Why then should people all the world over be fighting and dying in the battles against global capitalism, while we sit here in the belly of the beast with passivity?

Is revolution a game? Is this just "angst and rebellion"? Do we really believe half of the theory that is spewed from our lips? When Emma Goldman said, "If they don't give you bread, take that bread" she made it abundantly clear that the struggle against capitalism is a very real and very serious struggle. What good do our chants of "Stop the War!" do for a person that feels compelled to fight and to die against the U.S. Occupation of Iraq? Shouldn't they expect that if we truly mean what we say, that we too would be willing to fight and die to stop this war and all capitalist wars?

How can our actions only be symbolic? As a friend once put it, "do people starving to death just symbolically starve?"

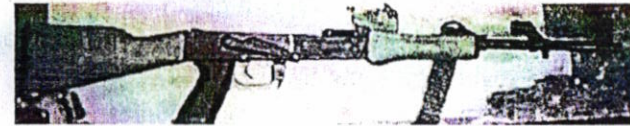
Revolution vs. Activism

The current elements of the anti-capitalist movement in the United States have very little experience with revolutionary organizing. The current role of much of the anti-capitalist movement has been one of "weekend warrior" activism, in which the movement survives from one protest to another, one "campaign" to another. Largely, members of our movement continue to divide their "political lives" from their "social lives".

We must come to an understanding that if we really envision revolution, we must be revolutionaries. Every aspect of our lives is an extension of our "political work". The very way we live our lives is an expression of our desires to see a new egalitarian world. And this isn't about "consumer politics" or whether you buy "fair trade". This is about developing an mentality where our desire for a new world enters in every interaction, every facet of our lives.

This also isn't a call for all of us to become mindless drones with no sense of humor and no recreation or joy. The mentality is what is really the defining characteristic of the revolutionary, not the humorless and boring political life. Do we want transformation of our society? Or do we want an endless string of Reclaim the Streets parties and demos (not that these tactics are useless or even bad)? So, how do we get there?

That's the point. The authors of this pamphlet have ideas and visions of how we can achieve that world. But it is not our place in this context to give you those ideas (yet). We have our own community to organize with and help empower. A foundation for a revolutionary mindset is built once you start to ask these questions of yourself, and actually come up with real, tangible answers. The rest of the development then comes from action. You must fathom a social program and then build it. And this program must punctuate every aspect of your life.



12) Field stripped AK

Cleaning Your AK


Field strip the rifle.

Screw the patch holder that came with your cleaning kit onto the end of the cleaning rod. Insert a clean cloth patch which has been soaked in powder solvent into the slot in the patch holder.


Insert the cleaning rod with the cloth patch into the barrel of your rifle. Move the patch backward and forward several strokes of the cleaning rod.

Remove the patch holder and screw the cleaning brush that came in your cleaning kit onto the end of the cleaning rod. Push the brush completely through the bore and back several times.

Replace the brush with the cleaning patch holder. Swab the bore again with a solvent soaked patch.



10) Move to the front of the **receiver**, just before the **forearm** is a **lever**. Move the **lever** to the 10 o'clock position.



11) Pull up on the rear of the **forearm** and pull away from the rifle.

Substances and Armed Struggle

The topic of substances within Revolutionary movements is a large one that is multi-faceted. The authors believe that substance abuse is not revolutionary, and in fact dependency upon alcohol and other drugs has been one of the strongest detriments to our movement. However, for the sake of this pamphlet we will try to remain focused on substances and firearms. (For a much more in depth opinion on this topic, we recommend that people read "Capitalism Plus Dope Equals Genocide" by Black Panther Party Member Michael Cetewayo Tabor).

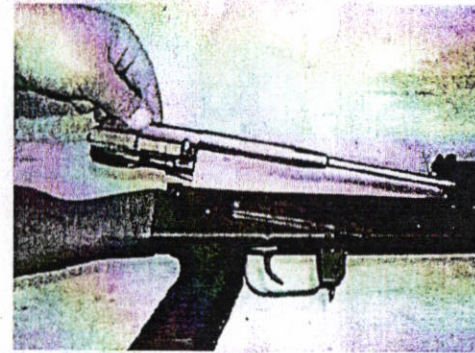
It is disrespectful and irresponsible of yourself and comrades to use firearms while under the influence of any substances. Not only is this dangerous and life threatening to yourself and all of your friends around you, but you cannot be as effective in any fight.

There must be a clear distinction within our training. Training is not for fun. It is deadly serious. There is a time and a place for recreation and maybe even for drug or alcohol use. However, this time is not before or while handling weapons or being involved in any militant training.


An Introduction to Military Style Rifles

Most older and antique military rifles are bolt action weapons. They are called bolt action weapons because you must manually eject the spent cartridge by pulling back a lever attached to the firing bolt on the rifle. This also loads your next round, and the bolt must be manually closed before you can fire. A bolt action weapon can be a single shot or magazine fed weapon. These weapons are generally still used for hunting. The long range capabilities of the larger caliber bolt action rifles make them useful sniper weapons.


Most modern militaries rely on weapons capable of fully automatic fire. A full auto weapon will fire as many bullets as are held in its magazine as long as the trigger is pressed. Automatic weapons are only legal to possess if you are certified with a Class 3 weapons license. These licenses are hard for known revolutionaries to get and require training and testing to acquire legally. It is possible to convert a non-automatic weapon to fully automatic, but this is illegal and a felony charge. Many manuals and online tutorials exist to guide you through this extra-legal process. There are also ways to legally achieve a full automatic firing rate without much change to the rifle. The authors have heard about, but have not personally had any



8) Pull the **charging handle** to completely remove it from the **receiver**.

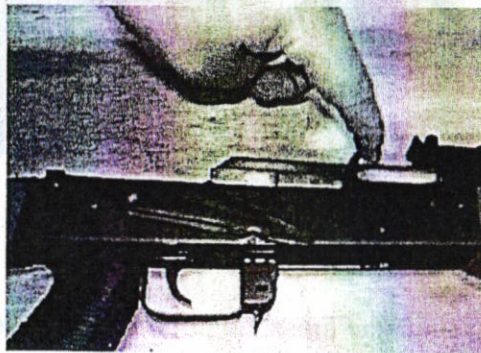


9) Twist the **bolt assembly** and pull it forward to remove it from the **charging handle**.



6) With the **receiver cover** removed press the **button** again, this time pushing it forward until it is released from its track.

Then pull the **recoil spring** out of the **charging handle**.



7) Pull the **charging handle** back.

experience with these methods including "Hell-fire trigger systems".

Semi-automatic weapons are very common weapons that are available to the general public in the United States. The most common semi-automatic weapons are "gas powered", meaning that as the bullet is fired, the air emitted by the bullet leaving the barrel forces the bolt back and allows the old cartridge to be ejected and a new round to be chambered. Generally, semi-automatic weapons will fire as fast as you can pull the trigger. These are the weapons you will most likely be encountering and using. The U.S. Military teaches the semi-automatic and three round burst system as its primary tactic for riflemen and other combat troops. These methods conserve ammunition, and although having an automatic weapon is nice, the semi-automatic can be just as effective and useful as any other military weapon.

This guide is written from the standpoint that the reader will be using a semi-automatic rifle. While some of this information is universal to all rifles, none of the information should be assumed to apply to any other type of weapon. The authors suggest finding a military style semi-automatic rifle for their dependability and availability.

The authors consider a military style weapon one that is made to be mass produced and its parts highly interchangeable. The military style weapon should be able to be field-stripped and cleaned with relative ease, and should have few small and easily lost parts. Military style rifles are also relatively inexpensive and abundant. These rifles should be made to take a great amount of abuse and exposure to the elements and not have it affect the


function of the weapon. Military style rifles are also designed to be able to fire many rounds without jamming or fouling.

Ammunition


Ammunition comes in many variations. You should always know what type of ammunition your weapon uses. Never load any ammunition that is not designed for your weapon.

There are several methods used to measure bullets. Some rounds are measured in millimeters and some are measured in inches. .223 means that the bullet's diameter is .223 of an inch. 7.62 mm means that the bullet is 7.62 mm in diameter.

There are three general types of rounds employed in military caliber infantry rifles. The U.S. Military's workhorse is the M-16 rifle. The M-16 is capable of being a fully automatic weapon and is not generally available to "civilians". The M-16 uses 5.56 mm ammunition, which is very comparable to the .223 round that civilian versions of the M-16 (such as the AR-15) use. The next standard ammunition type is the Ex-Soviet Bloc 7.62(x39)mm bullet. AK-47s, SKSs, and a variety of Soviet variants employ



3) Next grab the end of the **cleaning rod**, and pull it away from the **barrel**. The rod will bend a little bit but this is normal. Now remove the **rod** from the **barrel**.



4) Using your finger press the **button** on the back of the **receiver**.

5) Pull away the **receiver cover**.

- 5 Receiver Cover
- 6 Forearm/Gas Tube
- 7 Receiver and Furniture




1) **Figure 1** shows fully assembled AK.

2) First remove the **magazine** from the **receiver** by pressing the **magazine release** located just in front of the **trigger guard**. Using your free hand, remove the **magazine** from the **receiver**. Next pull back the **charging handle** and assure that the **rifle** is unloaded.

these rounds. The next greatest employed type of round is the .308 round. Springfield rifles, M1 Garands, H and Ks usually employ a .308 round.

The .308 is the largest of these rounds. The .308 is more effective at longer ranges than the other rounds. The .308 also costs nearly double the amount of the 7.62mm and .223 rounds. You can usually find 20 rounds of .308 ammunition for \$6.00 to \$8.00 and sometimes slightly cheaper. The 7.62mm is a smaller round than the .308, but is a sturdy dependable round that is the cheapest of the three. You can usually find these rounds for anywhere between \$1.79 to \$3.50 for a box of 20. The .223 is a cheap round as well and you can usually get 20 rounds for \$2.00 to \$4.00 a box.



One of the reasons the U.S. Military uses the 5.56mm (comparable to the .223) round is that it is lighter. This enables soldiers to carry a greater amount of spare ammunition. Its small design makes it bounce around while inside a target's body. However, the smaller design also makes it more likely to be affected by wind, branches, and other obstructions. Again, unless you are using a military issue M-16, you are going to probably be using the .223 version ammunition.

Because of its small size, in most states it is illegal to hunt most large and medium sized animals with .223 ammunition. This is considered "varmint" ammo and is practical for hunting small animals only.

The 7.62mm round is much more common and is made for military rifles unlike the .223 round. The 7.62mm round is a powerful round and tends to tear a hole right through a victim. The 7.62mm round is used by many hunters across the country for a variety of game.

The .308 is significantly heavier and larger, and can be used for hunting and long range firing.

There are also many variations on lead weights, powder packs, and types of bullets. We will not be going into these variations in depth. The heavier the grain level on a bullet, the more powerful the round. It is okay to target practice with lighter rounds. They are cheaper and since they pack less of a punch, it's easier to recover from the recoil of the weapon. The authors recommend experimenting with different round types and weights, including hollowpoint ammunition and full metal jacket. Try different brands and manufacturers. Remember that Federal Ammunition is made by the United States

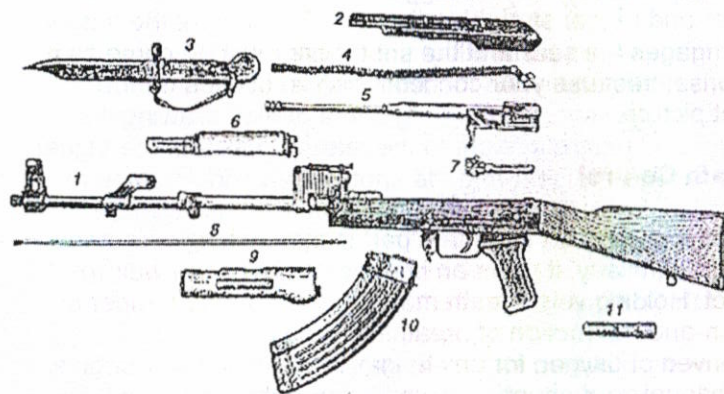
Field Stripping the AK



Number Part Description

- 1 Charging Handle, Gas Piston, and Bolt Carrier
- 2 Bolt Assembly
- 3 Recoil Spring Assembly
- 4 Cleaning Rod

move the muzzle of the gun. Bring your firearm back in line with the target by again acquiring your sight picture after the shot has been fired. This is called follow-through. Once learned, it will improve your ability to shoot accurately.



- 1 - Barrel with receiver, with rear sight and stock
- 2 - Receiver cover
- 3 - Bayonet
- 4 - Recoil mechanism
- 5 - Bolt Carrier with gas piston
- 6 - Gas tube with upper hand guard
- 7 - Bolt
- 8 - Cleaning Rod
- 9 - Fore end
- 10 - Magazine
- 11 - Combination tool with accessories

Government, and any money spent on them goes to the government. The cheapest and easiest to find ammunition is usually made by Wolf, a Russian small arms ammunition manufacturer. The authors use Wolf because it is cheap and seemingly reliable. However, we again encourage you to experiment with what works best with your weapon.

The AK-47: The Weapon of the Revolution?

Other weapons

There are many types of military style rifles that are available to civilians in the United States. The authors of this article have read different suggestions from different revolutionaries pertaining to what should be the rifle acquired by those interested in armed struggle. We have tried out several different types of rifles and in fact owned and trained with the heartily endorsed Ruger Mini-14 for quite some time. However, due to many factors, the authors of this pamphlet suggest the AK-47 (actually, it's civilian countertype, the WASR-10) as the weapon of choice for revolutionaries on a tight budget (who of us aren't?).

The many photos and anecdotes we have seen from other revolutionaries have shown that AR-15s and Mini-14s are highly suggested by others writing about similar topics as we are. The AR-15 is one of the most common rifles that revolutionaries and armed militants in the United States use and train with. Honestly, neither of the authors has experience with this weapon. We just plain

can't afford them and don't know anyone that can. AR-15s can be upwards of \$1,000 and will different features and modifications can be more around \$1500-1800. This is money that we have never been able to get together, especially for firearms.

The AR-15 has been described to us as a highly accurate, reliable, and powerful rifle that uses the small and cheap .223 ammunition. Because we've never fired these rifles we cannot endorse nor critique the weapon for anything other than price.

The Mini-14 is a civilian style weapon that also uses the .223 ammunition. The Mini-14 is accurate, reliable, and relatively cheap when compared to the AR-15. You can usually find a new Mini-14 for under \$500.00 and used models can be found for even as low as \$350.00. The drawbacks that we've encountered with the Mini-14 are numerous.

The Mini-14, although a knock off of the U.S. Military's M-14, is not designed to be a military style weapon. It is hard to field strip, with several small parts that can be easily lost. The Mini-14 does not include a cleaning kit nor has space for one, so requires the user to carry an external kit. The rifle also is much harder to sight in its factory condition than other rifles. Also, if you are buying non factory magazines for this rifle, it's a real crap shoot to see if they'll work.

The SKS was a pre-cursor to the AK-47 and uses the same ammunition, the 7.62x39mm round. These rifles were mass produced in most countries in the Soviet Bloc and can be obtained for anywhere between \$100-300. The

Proper Trigger Control is another key ingredient in the accurate and safe shot.

For rifle and pistol shooting, the trigger must be squeezed slowly and steadily. As the sight picture takes shape, increase pressure on the trigger in a motion drawing the finger and trigger straight to the rear. The instant the trigger disengages the sear and the shot is fired should come as a surprise, because your concentration is focused on the sight picture.

Breath Control

Breathing plays an important part in maintaining your good health. Similarly, it plays an important role in how well you shoot. Holding your breath may put a temporary tamper on the in-and-out motion of breathing, but not for long. Deprived of oxygen for any length of time, the brain begins to channel your attention to its needs, not to your sight picture or trigger control.

Just as a relaxed attitude and stance are fundamental to good shooting, so too is relaxed breathing. Keep the oxygen coming until the very moment when the shot is fired. Gentle rhythmic breathing to that point is desirable. As you are exhaling, stop midway, gain your sight picture, squeeze off the shot, and resume breathing.

Follow Through

Even though you've pulled the trigger and sent the bullet on its way, it is important that you regain your sight picture after the rearward movement of the shot has caused you to

Equal amounts of "daylight" should be seen to either side of the front sight.



Lining up the rear sight with the front sight

Sight Picture

Traditional sighting instruction recommends a sight picture that has front and rear sights aligned and the target sitting directly atop the front post much like a cat on a fence. This is also called a "Six O'Clock" Hold as the front sight is positioned at the 6 mark on a clock face.

Some, however, prefer to take a "Center Hold," where the front post is held directly in the middle of the target.

Important Tip: When using open sights, concentrate your focus on the front sight, not on the target and not on the rear sight. With three separate items before your eyes, any illusion that you will be able to keep all three in sharp focus is exactly that, an illusion. The eye can hold sharp focus on only one thing. Make it the front sight.

A good sight picture will have the rear sight slightly fuzzy, the target slightly fuzzy and the front sight razor-edge sharp.

Trigger Control

SKS is a military style weapon that, unless modified, uses stripper clips instead of the magazines that other, newer military style rifles use. The SKS can be a nice rifle, depending on its country of origin. One of the authors' experience indicates that the Romanian SKS seems to be a superior model (although that may not necessarily be true), while the Russian SKS is the most acclaimed of all the models. Because of the tendency to develop problems and jams, the authors have decided to no longer invest in SKSs, although they recommend anyone who can find a reliable one to do so.

The fieldstripping on an SKS is easy compared to the Mini-14, however it can be complicated when dealing with the trigger system and the gas assembly. The SKS is also a pretty accurate weapon when compared to other military style rifles. Hunters across the country use SKSs. However, although SKSs are semi-automatic rifles, they are not designed to fire very rapidly and have a tendency to foul and jam when cycling through much ammunition.

The AK-47 (WASR-10)

When writing this pamphlet, the authors decided early on that we would focus on the AK, as that is currently our rifle of choice. The AK-47 is a descendent of the SKS and saw great service across the world, and still continues to do so. The AK-47 is one of the most romanticized of all weapons. Its image pops up in art, photos, and graphics of revolutionaries the world over. The true AK-47 is an automatic weapon that is unobtainable due to most import bans and regulation of automatic weapons. However, the AK-47's civilian version, the WASR-10 is easily obtainable

and is relatively cheap. We have found or heard of WASR-10s (hereafter referred to as AKs) selling for as low as \$250 used and have found them for \$320 new. For the cash strapped revolutionary, it is our opinion that the AK provides the most bang for your buck.

The AK is tough and reliable. The likelihood of your AK ever jamming is minimal. Fieldstripping this weapon literally takes seconds and comes apart into less than a dozen large pieces for easy cleaning. All AKs should come with their own cleaning kit that can be stored in the butt of the rifle. It is easy to shoot, doesn't have much of a recoil and fires the inexpensive 7.62x39mm round. The AK is also obtainable in large numbers, as hundreds of thousands of them are available in the United States. Their parts are interchangeable and magazines for these rifles are available in high quantities for low prices.

The AK is a fairly accurate rifle, however it will not get much accuracy after 125 yards. The purpose of these rifles is to be able to fire rapidly without jamming while maintaining close range accuracy. AKs are definitely not designed for snipers or long range shooting or even hunting. They are small and compact, fairly light and highly modifiable and customizable.

The authors own Romanian AKs. These rifles have proven to be excellent weapons. Because of the simplicity of the AK-47, the authors believe its country of origin is inconsequential. An expensive Russian AK will most likely perform just as well as an inexpensive Romanian or Egyptian model.

3. Grasp the firearm with one hand on the handguard and the other hand on the pistol grip or stock, with index finger resting outside the trigger guard. Raise firearm and pull buttstock firmly into shoulder.
4. Aim by aligning the target with front & rear sights.
5. Move selector to the fire position.
6. Keeping steady aim place index finger on trigger and squeeze gently until trigger releases the hammer. To fire a second round you must release the trigger and repeat step

Shooting Tips

Sight Alignment

Sight alignment is exactly that. The front and the rear sight must be aligned together and with the target. Typical open sights are found in the following styles: Front Post and Rear Open; Front Post and Rear Aperture; and Front and Rear Aperture.

The Front Post/Rear Open configuration is probably the most common and familiar to the beginning shooter.

Proper alignment places the front sight exactly in the center of the rear sight's opening. The top of the front sight should be exactly level with the top of the rear sight. The same principle applies to other variations. With the Front Post/Rear Aperture, the Front Post must appear in the absolute center of the circular aperture of the rear sight.

3. With the short end of the magazine facing forward, place a round between the lips of the magazine with the bullet forward.
4. Place the next round on top of the previous round & repeat until desired number is loaded.

To load the AK

1. Remove empty magazine by depressing the magazine catch. The magazine catch is located between the magazine and the trigger guard.
2. Load & reattach the magazine.
3. Make sure the safety or selector switch is in the down position.
4. Grasp the bolt catch (little piece of metal protruding from the bolt). Pull bolt backwards until it will go no farther and release. You now have a loaded rifle use caution.
5. Re-Safety the rifle but pulling the selector switch all the way up, till it locks in place.

To Unload:

1. Remove empty magazine by depressing the magazine catch. The magazine catch is located between the magazine and the trigger guard.
2. Make sure the safety or selector switch is in the down position.
3. Pull the bolt back with force ejecting the the bullet, the rifle is now unloaded.

Firing:

1. Load the firearm as previously described.
2. Set the rear sight to range required.



On Safety

Basics

Weapons of any type are a human created tool. And like other tools, there are ways to safely handle that tool. It is of the utmost importance that everybody, especially revolutionaries, have a clear understanding of how to handle any weapon safely. If you have any doubts about being able to safely handle any weapon, do not handle it. Like any other tool, DO NOT handle any weapon while under the influence of ANY foreign substance.

Let's start with the old cliché: Always act like the weapon you are handling is loaded. Never point the firearm at anybody or anything you don't intend to "destroy". Never put your finger on the trigger until you are ready to fire. This is one of the most important aspects of handling any weapon. Accidents claim many lives every year, and most of these accidents are easily avoidable. You should never


Loading and Firing the AK-47

To safety:

1. There is a selector switch or safety on the right side of the rifle. It is a thin piece of metal that protrudes from the right side of the receiver, that moves up and down.
2. When the selector switch is in the bottom position the rifle is in the fire position. When the selector switch is in the upper position the rifle is on safe.

To Load a Magazine:

1. Only use the correct caliber of ammunition stamped on the side of the AK.
2. Examine the ammunition, particularly on & around the primer, look for dents scratches and other signs of damage. (DO NOT load damaged ammunition)



even have your finger anywhere near the trigger unless you are firing the weapon intentionally. Later we will talk about group movements involving weapons and how to avoid "flagging" and friendly fire.

When first handling the weapon, you want to familiarize yourself with the weapon. This includes knowing where the safety is, how it functions, and how to clear the chamber. "Clearing the chamber" means ensuring that no ammunition is in your weapon.

Before doing anything else, make sure the safety is on. Whenever you are handling the gun and not intending for it to be fired, make sure the safety is on. Next, take out the magazine, examine the receiver and open the bolt (if you are handling an AK-47 or its variants, you will have to take the safety off before opening the chamber). You are checking for any live rounds that may be in the rifle. If you are handling a weapon and do not intend for it to be loaded, remove any bullet you find. Immediately place the safety back on.

Never lean your weapon against another object (walls, tables, trees, other rifles!) unless it is a rack designed to prevent a weapon from unintentionally falling. If a weapon falls, it could lead to an unintentional discharge. If you must place your weapon down, place it on the ground, with the safety on, and pointed in a safe direction.

When you are ready to fire the weapon, you can place the magazine back in the weapon and take the safety off. We will discuss how to fire a weapon and shooting techniques later.

Target Shooting Safely

Safety is very important during target practice. There are several precautions that can and should be taken when doing target shooting. Definitely research any applicable laws before shooting in any area. It is common in most cities that any shooting must be done outside city limits and in rural areas. Your own private property (or that of a friend or comrade) or sanctioned ranges are your best options for shooting "legally" and safely.

Some modern bullets can travel in excess of a mile. Make sure when you are shooting, that you are shooting into targets that are constructed to stop your bullet. This includes placing targets in front of an earthen mound at least 3 feet thick and several feet high. Beware of any substances that may lead to ricochets including thick metals, pools of water, trees or pavement.

You don't want to be shooting in any direction that may lead to a bullet unintentionally hitting houses, buildings, vehicles, any living beings, or anything you don't want to be hit by your rounds. Before firing, ensure that the range is clear and that there is no risk of anybody entering your line of fire. It is best to communicate to the people around you before you ever aim the rifle downrange or place your finger on or near the trigger. Once it is clear, release the safety first and THEN put your finger on the trigger.

While firing, it should be remembered that rifles and self ejecting pistols forcefully eject spent cartridges. The

cartridge is almost always ejected to the right of the weapon as it fires. Spent cartridges can be flung up to several feet from the shooter. These cartridges are usually hot and can cause injury to anybody in the path of ejecting cartridges. It is always advised that when possible, to ensure that nobody is standing in the path of spent cartridges before you fire.

Once you are done firing, immediately place your safety in the on position, remove your finger from the area of the trigger, and point the gun in a safe direction (the safest direction is always down toward the ground). The authors would rather shoot themselves in the foot than unintentionally hurt somebody else.

Unless the rifle will be immediately fired again, it is advised that you remove your magazine, clear the chamber, and ensure that no bullet still rests in your rifle.

Gun safety can only be assured through a thorough understanding of how a firearm works and the use of common sense.